

whiteMetal[®] Opaquer




Blue Sky Bio

whiteMetal[®] Opaquer



Sandblast the area of the metal abutment to be covered by whiteMetal. Do not sandblast areas that will not be covered by the final restoration.




Apply one coat of liquid whiteMetal bonding agent to the surface that will be coated with whiteMetal Opaquer.



Blue Sky Bio

whiteMetal[®] Opaquer



Gently air dry the coating of liquid whiteMetal bonding agent. After air drying apply a second coat of whiteMetal liquid bonding agent and air dry again.

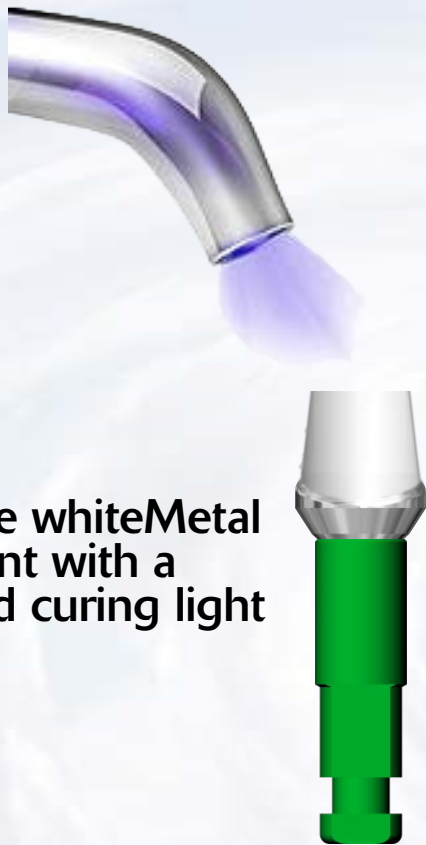


Paint a single thin coat of whiteMetal Opaquer on the portion of the abutment that will be covered by the restoration.



Blue Sky Bio

whiteMetal[®] Opaquer



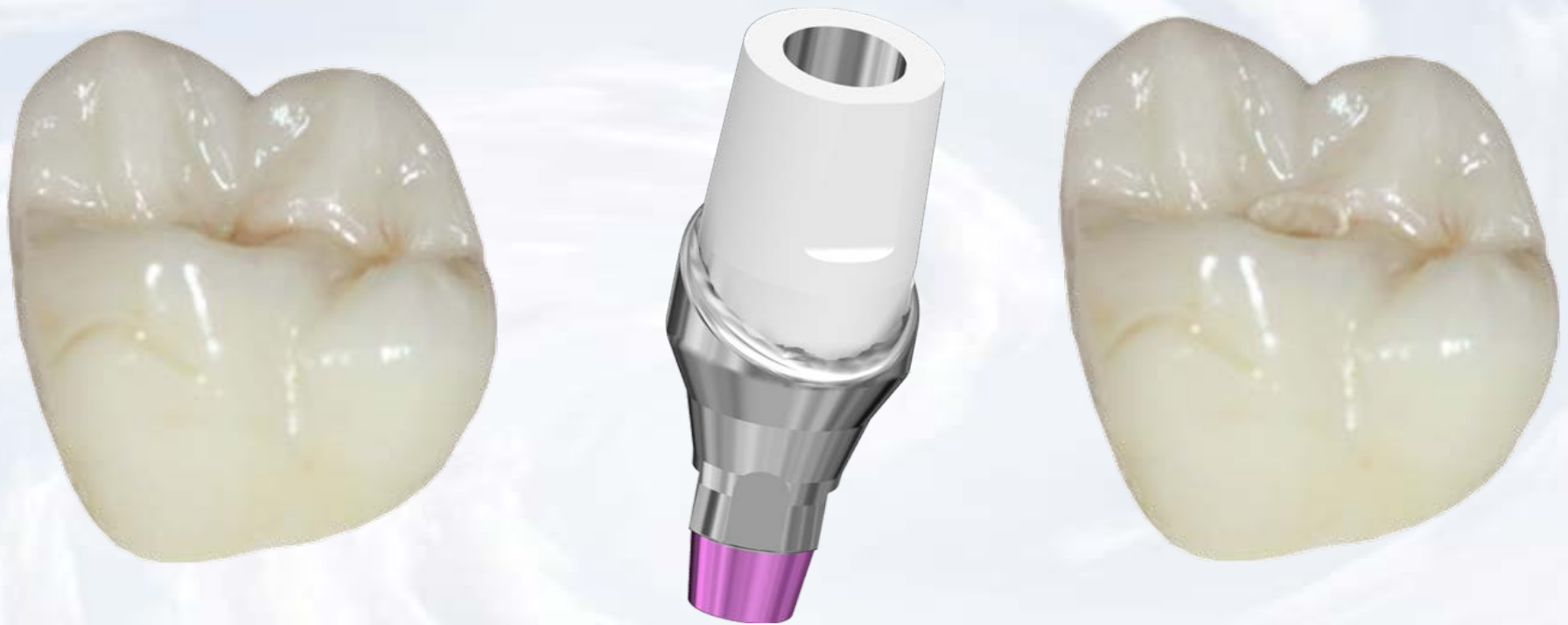
Cure the whiteMetal abutment with a standard curing light

Opaqued abutment on model ready for crown fabrication



Blue Sky Bio

whiteMetal[®] Opaquer



Fabricate screw retained or intraorally bonded restoration



Blue Sky Bio